

Name \_\_\_\_\_

# Solid Ideas



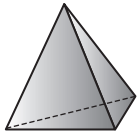
## Try This

- Look at all the Power Solids. Find the solid to match each picture.
  - Label each solid using the terms at the right.
- Hint: One term may be used more than once.

cone  
cube  
cylinder  
hexagonal prism  
rectangular prism

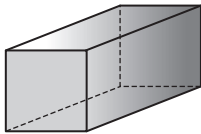
sphere  
square pyramid  
triangular pyramid  
triangular prism

1



\_\_\_\_\_

2



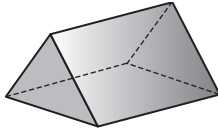
\_\_\_\_\_

3




\_\_\_\_\_

4



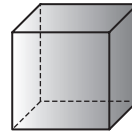
\_\_\_\_\_

5



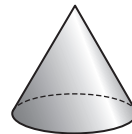
\_\_\_\_\_

6



\_\_\_\_\_

7



\_\_\_\_\_

8



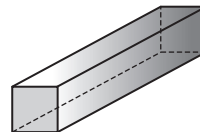
\_\_\_\_\_

9



\_\_\_\_\_

10



\_\_\_\_\_

## Try This

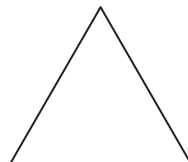
- Look at the Power Solids as you complete the problems.
- Write the names of the solids that could have each face. Use the terms listed above.

11



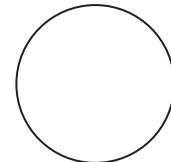
\_\_\_\_\_  
\_\_\_\_\_  
\_\_\_\_\_

12



\_\_\_\_\_  
\_\_\_\_\_  
\_\_\_\_\_

13



\_\_\_\_\_  
\_\_\_\_\_